

## Certified Election Results

11/13/2020

General Election  
November 3, 2020  
Town of Davie


OFFICIAL RESULTS

|                                     | TOTAL VOTES | %      | ED    | AV     | EV     | PV |
|-------------------------------------|-------------|--------|-------|--------|--------|----|
| PRECINCTS COUNTED (OF 30) . . . . . | 30          | 100.00 |       |        |        |    |
| REGISTERED VOTERS - TOTAL . . . . . | 67,958      |        |       |        |        |    |
| BALLOTS CAST - TOTAL . . . . .      | 52,227      |        | 7,454 | 25,221 | 19,535 | 17 |
| VOTER TURNOUT - TOTAL . . . . .     |             | 76.85  |       |        |        |    |
| <br>                                |             |        |       |        |        |    |
| Davie Question 1                    |             |        |       |        |        |    |
| (VOTE FOR) 1                        |             |        |       |        |        |    |
| Yes . . . . .                       | 38,323      | 83.10  | 5,197 | 19,436 | 13,677 | 13 |
| No. . . . .                         | 7,792       | 16.90  | 1,275 | 3,459  | 3,056  | 2  |
| <br>                                |             |        |       |        |        |    |
| Davie Question 2                    |             |        |       |        |        |    |
| (VOTE FOR) 1                        |             |        |       |        |        |    |
| Yes . . . . .                       | 22,396      | 48.90  | 2,642 | 12,609 | 7,139  | 6  |
| No. . . . .                         | 23,400      | 51.10  | 3,837 | 9,896  | 9,658  | 9  |
| <br>                                |             |        |       |        |        |    |
| Davie Question 3                    |             |        |       |        |        |    |
| (VOTE FOR) 1                        |             |        |       |        |        |    |
| Yes . . . . .                       | 32,353      | 71.39  | 3,941 | 17,809 | 10,592 | 11 |
| No. . . . .                         | 12,967      | 28.61  | 2,429 | 4,746  | 5,788  | 4  |
| <br>                                |             |        |       |        |        |    |
| Davie Question 4                    |             |        |       |        |        |    |
| (VOTE FOR) 1                        |             |        |       |        |        |    |
| Yes . . . . .                       | 29,078      | 66.57  | 3,679 | 15,613 | 9,775  | 11 |
| No. . . . .                         | 14,600      | 33.43  | 2,433 | 6,318  | 5,846  | 3  |
| <br>                                |             |        |       |        |        |    |
| Davie Question 6                    |             |        |       |        |        |    |
| (VOTE FOR) 1                        |             |        |       |        |        |    |
| Yes . . . . .                       | 34,856      | 83.66  | 4,537 | 18,619 | 11,691 | 9  |
| No. . . . .                         | 6,807       | 16.34  | 1,260 | 2,572  | 2,970  | 5  |
| <br>                                |             |        |       |        |        |    |
| Davie Question 7                    |             |        |       |        |        |    |
| (VOTE FOR) 1                        |             |        |       |        |        |    |
| Yes . . . . .                       | 33,259      | 79.56  | 4,385 | 17,513 | 11,348 | 13 |
| No. . . . .                         | 8,546       | 20.44  | 1,453 | 3,653  | 3,440  | 0  |
| <br>                                |             |        |       |        |        |    |
| Davie Question 8                    |             |        |       |        |        |    |
| (VOTE FOR) 1                        |             |        |       |        |        |    |
| Yes . . . . .                       | 20,053      | 50.65  | 2,940 | 9,941  | 7,161  | 11 |
| No. . . . .                         | 19,535      | 49.35  | 2,681 | 10,055 | 6,797  | 2  |
| <br>                                |             |        |       |        |        |    |
| Davie Question 9                    |             |        |       |        |        |    |
| (VOTE FOR) 1                        |             |        |       |        |        |    |
| Yes . . . . .                       | 28,172      | 66.16  | 3,858 | 14,626 | 9,678  | 10 |
| No. . . . .                         | 14,408      | 33.84  | 2,146 | 6,701  | 5,558  | 3  |

11/13/2020

RECOUNT General Election  
November 3, 2020  
Town of Davie

OFFICIAL RECOUNT

|  | TOTAL VOTES | %      | ED    | AV     | EV     | PV |
|--|-------------|--------|-------|--------|--------|----|
| PRECINCTS COUNTED (OF 30)  | 30          | 100.00 |       |        |        |    |
| REGISTERED VOTERS - TOTAL  | 0           |        |       |        |        |    |
| BALLOTS CAST - TOTAL   | 51,993      |        | 7,455 | 25,150 | 19,371 | 17 |
| Davie Question 5 Davie  |             |        |       |        |        |    |
| (VOTE FOR) 1   |             |        |       |        |        |    |
| Yes  | 19,664      | 50.02  | 2,782 | 9,981  | 6,893  | 8  |
| No.  | 19,651      | 49.98  | 2,836 | 9,705  | 7,105  | 5  |

**ED = Election Day**


**AV = Vote By Mail**

**EV = Early Voting**

**PV = Provisionals**

X   
County Judge



X   
County Commissioner

X   
Supervisor of Elections  
11/13/20

11/13/2020

General Election  
November 3, 2020  
Town of Davie


OFFICIAL RESULTS

|   | TOTAL VOTES | %     | ED    | AV     | EV     | PV |
|---|-------------|-------|-------|--------|--------|----|
| Davie Question 10  |             |       |       |        |        |    |
| (VOTE FOR) 1  |             |       |       |        |        |    |
| Yes . . . . .   | 34,898      | 80.23 | 4,722 | 18,024 | 12,141 | 11 |
| No. . . . .   | 8,597       | 19.77 | 1,388 | 3,796  | 3,410  | 3  |
| Davie Question 11  |             |       |       |        |        |    |
| (VOTE FOR) 1  |             |       |       |        |        |    |
| Yes . . . . .   | 20,185      | 46.51 | 2,759 | 10,607 | 6,812  | 7  |
| No. . . . .   | 23,215      | 53.49 | 3,365 | 11,038 | 8,805  | 7  |

- ED = Election Day**
- AV = Vote By Mail**
- EV = Early Voting**
- PV = Provisionals**

X   
County Judge

X   
County Commissioner

X   
Supervisor of Elections  
11/13/20